



**VIJAY
MACHINERY**
The technology for the next generation.

MITERSAW

DOUBLE MITER
SEMI AUTOMATIC BAND SAW MACHINE






MITERSAW


DOUBLE MITER SEMI AUTOMATIC BAND SAW MACHINE



Model Number	Miter Saw 3045DS
Cutting Cap. Round	300mm
Cutting Cap. Square	250mm(H) x 450mm(W)
Cutting Cap. $\pm 45^\circ$ Degree Round	300mm
Cutting Cap. $\pm 45^\circ$ Degree Square	300mm(H) x 300mm(W)
Cutting Cap. -60° Degree Round	225mm
Cutting Cap. -60° Degree Square	250(H) x 225mm (W)
Blade Size	4115x27x0.9mm
Blade Speed	15 to 100 m/min(VFD DRIVE)
Saw Motor	3HP,2.75kw
Hydraulic Motor	1HP-0.75kw
Coolant Pump	0.18HP
Blade Tension	Manual
Angle Swivel	Manual
Angle Display	Angle Scale
Vice Clamping Type	Hydraulic
Machine Size	(L)2270mm x (W)1160mm x (Hmin)1660
Table Height	950mm
Machine Weight	910kg Approx.



Worm Gearboxes are designed for high efficiency and smooth operation, ideal for heavy-duty applications. They provide superior torque transmission with reduced noise levels and increased durability. Precision-engineered to meet industrial standards, ensuring reliable performance



Equipped with an adjustable angle cutting system, it offers a precise scale ranging from 0° to 60°. The clear markings ensure accurate angle settings for versatile cutting tasks. Ideal for precise metalworking applications requiring angled cuts.



Power drive chop brushes are essential for removing chips and debris from the cutting area, ensuring smooth operation. Designed for durability and efficiency, they maintain the blade's performance and longevity. Ideal for keeping bandsaw machines clean and precise.



Hydraulic power pack air coolers are designed to maintain optimal oil temperature for efficient system performance. They enhance the durability and reliability of hydraulic components by preventing overheating. Compact and robust, they are ideal for continuous industrial operations



The cutting system precisely cuts materials like round pipes, square pipes, angle, channels, I-beams, etc., at angles from 0° to 60°. It ensures efficient and accurate cutting for various applications.



"Movable control panel with push-button dashboard for easy and flexible operation. Allows multi-angle access, ensuring user convenience and efficient machine control."

STANDARD FEATURES OF MACHINE :

- Chip brush for effective chip removal from blade.
- Blade Tension Manual
- Angle Swivel- Manual
- Angle Display-Angle Scale
- Vice Clamping Type-Hydraulic
- Working light
- Warm Gear Box
- Manual Adjust Blade Guide ARM




Features a manual blade tensioning system with a hydraulic pressure gauge for precise adjustments. This ensures accurate blade tension for optimal cutting performance. Achieve consistent results with easy and reliable tension control

COMPONENT AND BRAND :

- Saw Motor LHP (Laxmi Hydraulic PVT LTD) Havells
- Coolant pump Rajamani
- Low Voltage Electric Components Schneider and Siemens
- Sensor and limit Switch Autonics Taiwan
- Flow Control Valve Rexroth
- Hydraulic Direction Valve Yuken
- All Bering SKF & FAG & NTN Japan

STANDARD ACCESSORIES :

- Operation Tools & Spanner Set
- Bi Metal Band Saw Blade
- Vibration Pad



VIJAY MACHINERY

156/B/2 KAILASHNAGAR ESTATE, OPP. BSNL OFFICE PH-1,
VATAVA GIDC, AHMEDABAD - 382445
v_techmachinery98@yahoo.com | salesvijaymachinery@gmail.com
Mo.: +91 97373 74442